








Harley Davidson Engine Schematic

Right here, we have countless book harley davidson engine schematic and collections to check out. We additionally give variant types and next type of the books to browse. The up to standard book, fiction, history, novel, scientific research, as skillfully as various additional sorts of books are readily user-friendly here.


As this harley davidson engine schematic, it ends occurring brute one of the favored books harley davidson engine schematic collections that we have. This is why you remain in the best website to look the amazing books to have.

~~Harley Davidson Sportster V Twin Ironhead Engine Rebuild Time Lapse | Redline Rebuild - STEE~~ Harley Davidson Service Manual | Fix My Hog  VIEW PDF 2014 Harley Davidson Engine Diagram H-D XG 750 Street #167 Service Maintenance 14+ Harley-Davidson Engine \u0026 Clutch Internal Parts 110ci to 113ci Bike Rebuild part 1: Disassembly What is the history of Harley Davidson motorcycle engines - Complete list of all H D engines How a Harley-Davidson Big V-Twin Engine Works - Harley Davidson 103 Engine Cutaway View and Demo 2 Minute Moto - Harley Engine Names Explained  HOW TO Read Harley Davidson Golf Cart Engine Diagram Harley Davidson Service Manual Review: Why you need one now! [Sneak Peek - Harley-Davidson Milwaukee 8 Tear Down for New Clymer Manual](#)  ~~Working Model of a Mesin Harley Davidson V Twin Air Cooled Motoreyele Engine at SEMA Show [4K] Harley Crankshafts Explained by Zipper's hew harley davidson machines work?~~ Cool Video on Harley Engine History with sounds of each engine! Harley-Davidson Engine Assembly on the factory line UltraCool "How it Works!" [Street 750 Harley Davidson oil change](#) Harley Davidson Street 750 ProblemsHARLEY DAVIDSON EVO ENGINE , Why it Smoked So Bad. Sportster Bobber Project - Update on the Electrical System How To Become a Motorcycle Mechanic With No School (2020)  EBOOK VIEW 2005 Harley Davidson Sportster 883 Wiring Diagram  ~~EPUB BOOK - 1998 Harley Evo Engine Diagram - ALL Download Free Harley Davidson Wiring Diagram~~  PDF BOOK - 2001 Harley Road Glide Wiring Diagram  ONLINE BOOK Shovelhead Wiring Diagram Baker compensator, manual chain tensioner install on a 07 road king harley davidson [Mechanic Breaks Down a Classic Harley-Davidson | WIRED](#) Harley Davidson Engine Schematic Harley-Davidson Diagrams & Manuals. Home > Harley-Davidson Diagrams & Manuals. Shovelheads Manuals and Diagrams Belt Drive System Brakester Installation Instructions and Diagram Carburetor (1967 - 1970) Carburetor Keihin (late 1978 - 1980) Carburetor Keihin (1981 and later)


Harley-Davidson Diagrams & Manuals | Demon's Cycle ...

The evolution engine popularly known as evo is an air cooled 45 degree v twin engine manufactured from 1984 by harley davidson for the companys motorcyclesit was made in the 1340 cc 82 cu in displacement for harley davidson big v twins bikes replacing the shovelhead engine until 2000 when the last evo was placed in a production factory custom fxr4 fxr2 and fxr3 were the first cvos.

Harley Davidson Engine Diagram - Fuse & Wiring Diagram

Description: Harley Big Twin Engine Cutaway View  Youtube pertaining to Harley Davidson V Twin Engine Diagram, image size 480 X 360 px, and to view image details please click the image.. Here is a picture gallery about harley davidson v twin engine diagram complete with the description of the image, please find the image you need.

Harley Davidson V Twin Engine Diagram | Automotive Parts ...

Description: Evo Oiling System  Harley Riders Usa Forums inside Harley Davidson Twin Cam Engine Diagram, image size 650 X 719 px, and to view image details please click the image.. Actually, we also have been noticed that harley davidson twin cam engine diagram is being just about the most popular field at this moment. So we attempted to uncover some good harley davidson twin cam engine ...

Harley Davidson Twin Cam Engine Diagram | Automotive Parts ...

Harley-Davidson FLHTCUI ElectraGlide UltraClassic (2001) 994 x 628: Harley-Davidson FLHTCUI SC (2002) 904 x 728: Harley-Davidson FLHTK Electra Glide Ultra Limited (2014) vector: Harley-Davidson FLHX (1984) 964 x 568: Harley-Davidson FLHX Street Glide (2014)

Harley-Davidson - the-blueprints.com

Diagram Harley Davidson Sportster 883 Wiring Full Version Hd Quality Universalcontactsdatabase Adbinterior It. Harley davidson wiring harness diagram sportster wire schematics schematic 1977 dyna super glide battery wall chart 2008 flhx inte radio handlebar diagrams manuals intercom 883 engine road king vl full 1999 2018 82 ignition switch 2005 general shovelhead 2000 1997 fuel gauge turn ...

Wiring Diagram Harley Davidson - Wiring Diagram

Free Harley Davidson Motorcycle Service Manuals for download. Lots of people charge for motorcycle service and workshop manuals online which is a bit cheeky I reckon as they are freely available all over the internet. £5 each online or download your Harley Davidson manual here for free!!

Harley Davidson service manuals for download, free!

Free manuals and documents: Harley Davidson sportster electrical diagnostic manual 2008-2009.pdf; Harley Davidson sportster xlh 883 1200 service repair manual 1993-1994 Franch.pdf

Downloads Service Manuals - Harley-Davidson service ...

That original Harley-Davidson motorcycle had a 24.75 cubic inch (405 cc), single-cylinder, air-cooled engine with an F-head valve configuration. The engine weighed 49 pounds. Today a motorcycle does not really look at all like a bicycle. Both vehicles have two wheels, but that is where the similarity ends.


How Harley-Davidson Works | HowStuffWorks

wiring-diagram-of-1973-1974-harley-davidson-xl-xlch. wiring-diagram-of-1973-1974-harley-david. JPG Image 228.8 KB. Download. ... 1908 - Bill Harley decided to increase engine power through the use of twin cylinders located at an angle of 45 degrees. So the famous V-Twin engine appeared, ...

HARLEY DAVIDSON - Motorcycles Manual PDF, Wiring Diagram ...

Leave other riders in the dust with the biggest, most powerful street-compliant crate performance engine Harley-Davidson® has ever created. Milwaukee monster Built from the bottom up in Milwaukee, this street-tuned 131-cubic-inch Screamin' Eagle® Crate Engine is designed to run with a wide open throttle at high engine speeds and provide ...

Screamin Eagle 131 Performance Crate Engine - Harley-Davidson

Description. The Schematic Skull Shirt melds epic skull graphics over an engine schematic diagram for an incredible mash-up of innovation and attitude. Cut from our softest cotton/poly jersey for a great feel, this men's short sleeve shirt is a must for your haul of summer tees.  Materials: 90% cotton, 10% polyester jersey.

Men's Schematic Skull Tee - 96386-20VM | Harley-Davidson USA

Wiring diagram for harley davidson softail ignition. In early 1901 william s. A wiring diagram is a streamlined standard pictorial representation of an electric circuit. Simplified wiring schematic for non computer controlled pre efi engines. 5 each online or download your harley davidson manual here for free.

33 Wiring Diagram For Harley Davidson Softail - Wiring ...

We strongly urge you to take the affected motorcycle to an authorized Harley-Davidson dealer to have the appropriate service performed as soon as possible OK 99949-08_en - 2008 Wiring Diagrams

99949-08_en - 2008 Wiring Diagrams | Harley-Davidson SIP

Harley Davidson® 45 Motor and Transmission Parts for - WR - WLA - WLC Special Parts. Project 45 Single Loop Frame and Components, 45 Upper Motor Parts, 45 Lower Motor Parts, 45 Drice Train Parts, 45 Rocker Clutch Parts, Rims and Spokes for 45 Front Wheel, 45 Chassis Parts, 45 Exhaust, 45 Sheet Metal Parts, 45 Military Parts, 45 Race Parts WR.

45 Parts - AAOK

The Cyclepedia Press LLC 1991-2003 Harley-Davidson Sportster 883 and Sportster 1200 online service manual features detailed full-color photographs and wiring diagrams, complete specifications with step-by-step procedures performed and written by a professional technician.

Sportster Harley-Davidson XL883 XL1200 Manual 1991-2003 ...

Biker Direct : Harley OEM Parts - Lighting Engine - Parts Drive Line Fuel & Air System Electrical - Battery Footpegs - Floorboards Gas Tanks Exhaust - Mufflers Forward Control Brakes Saddlebags Seats Tires - Wheels - Hubs Swingarms - Hardware Oil Tanks Handlebar - Controls - Risers Front Fork Dash & Gauges Hardware Chassis Fenders - Struts Shocks - Mounts Mirrors Windshields Riding Accessories ...

Copyright code : 682721a0c121871c4e0d304e27eddbd6